

## 標準接頭 (黑) Tube Fitting (Black)

**PG**

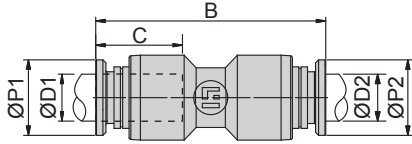
異徑聯管直型  
Different Diam. Union Straight

\$P01

3D  
CAD

2D  
CAD

單位(Unit): m/m



Model 型式	Tube dia. ØD1 管外徑	Tube dia. ØD2 管外徑	C	B	ØP1	ØP2	Mass(g) 重量	Orifice 流量孔徑
PG6-4	6	4	13.2	27.8	10	8	2.6	3
PG8-6	8	6	13.8	30.4	13.6	10	4.2	4.5
PG10-8	10	8	19	39	16.7	13.6	8.2	6
PG12-10	12	10	20.4	42.8	19.6	16.7	13.6	8.5

**PG  
NI**

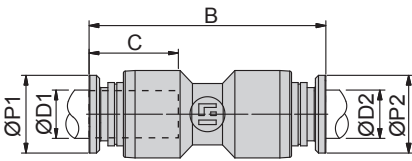
異徑聯管直型  
Different Diam. Union Straight

\$P01

3D  
CAD

2D  
CAD

單位(Unit): m/m



Model 型式	Tube dia. ØD1 管外徑	Tube dia. ØD2 管外徑	C	B	ØP1	ØP2	Mass(g) 重量	Orifice 流量孔徑
PG6-4-NI	6	4	12.8	27	10	8	3.5	3
PG8-6-NI	8	6	13.8	29.6	13.6	10	5	4.5
PG10-8-NI	10	8	18.6	38.2	16.7	13.6	10.5	6
PG12-10-NI	12	10	20	42	19.6	16.7	17.4	8.5

## 標準接頭 (白) Tube Fitting (Ivory)

**PG**

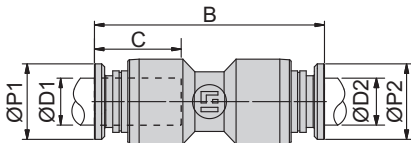
異徑聯管直型  
Different Diam. Union Straight

\$P04

3D  
CAD

2D  
CAD

單位(Unit): m/m



Model 型式	Tube dia. ØD1 管外徑	Tube dia. ØD2 管外徑	C	B	ØP1	ØP2	Mass(g) 重量	Orifice 流量孔徑
PG 6-4-W	6	4	13.2	27.8	10	8	2.6	3
PG 8-6-W	8	6	13.8	30.4	13.6	10	4.2	4.5
PG 10-8-W	10	8	19	39	16.7	13.6	8.2	6
PG 12-10-W	12	10	20.4	42.8	19.6	16.7	13.6	8.5

**PG  
NI**

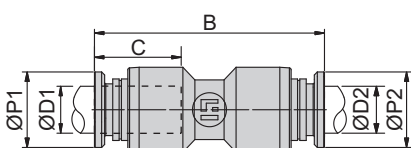
異徑聯管直型  
Different Diam. Union Straight

\$P04

3D  
CAD

2D  
CAD

單位(Unit): m/m



Model 型式	Tube dia. ØD1 管外徑	Tube dia. ØD2 管外徑	C	B	ØP1	ØP2	Mass(g) 重量	Orifice 流量孔徑
PG6-4-NI-W	6	4	12.8	27	10	8	3.5	3
PG8-6-NI-W	8	6	13.8	29.6	13.6	10	5	4.5
PG10-8-NI-W	10	8	18.6	38.2	16.7	13.6	10.5	6
PG12-10-NI-W	12	10	20	42	19.6	16.7	17.4	8.5