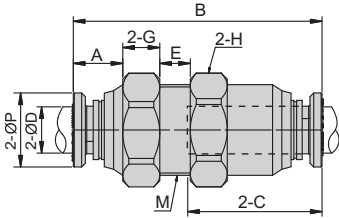


標準接頭 (黑) Tube Fitting (Black)

PM 分隔聯管型
Bulkhead Union



\$P03 3D CAD 2D CAD 單位(Unit): m/m

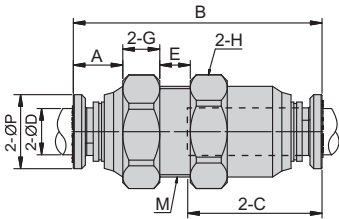


Model 型式	Tube dia. 管外徑	M	A	B	ØP	C	E	H	G	Mass(g) 重量	Orifice 流量孔徑
PM4	4	M10X1.0	8.2	26.9	8	12.4	2.4	10	4	8.8	3
PM6	6	M12X1.0	9.3	30.3	10	14.6	5.4	14	4	9.4	4.8
PM8	8	M16X1.0	10.4	39.9	13.6	18.7	9	19	4	18.6	6.8
PM10	10	M20X1.0	11.8	43.8	16.7	20.6	12	24	5	36.6	8.5
PM12	12	M22X1.0	12.1	48.9	19.6	23.5	15.9	27	5	48.8	10.5

**PM
NI** 分隔聯管型
Bulkhead Union



\$P06 3D CAD 2D CAD 單位(Unit): m/m



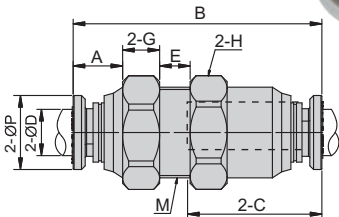
Model 型式	Tube dia. 管外徑	M	A	B	ØP	C	E	H	G	Mass(g) 重量	Orifice 流量孔徑
PM4-NI	4	M10x1.0	7	24.6	8	11.2	2.4	10	4	9.7	3
PM6-NI	6	M12x1.0	8.1	28	10	13.4	5.4	14	4	10.2	4.8
PM8-NI	8	M16x1.0	9.3	37.6	13.6	17.5	9	19	4	20.9	6.8
PM10-NI	10	M20x1.0	10.6	41.5	16.7	19.6	12	24	5	40.4	8.5
PM12-NI	12	M22x1.0	10.9	46.6	19.6	22.3	15.9	27	5	56.2	10.5

標準接頭 (白) Tube Fitting (Ivory)

PM 分隔聯管型
Bulkhead Union



\$P06 3D CAD 2D CAD 單位(Unit): m/m

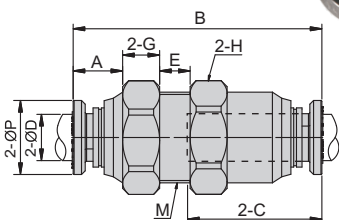


Model 型式	Tube dia. 管外徑	M	A	B	ØP	C	E	H	G	Mass(g) 重量	Orifice 流量孔徑
PM4-W	4	M10x1.0	8.2	26.9	8	12.4	2.4	10	4	8.8	3
PM6-W	6	M12x1.0	9.3	30.3	10	14.6	5.4	14	4	9.4	4.8
PM8-W	8	M16x1.0	10.4	39.9	13.6	18.7	9	19	4	18.6	6.8
PM10-W	10	M20x1.0	11.8	43.8	16.7	20.8	12	24	5	36.6	8.5
PM12-W	12	M22x1.0	12.1	48.9	19.6	23.5	15.9	27	5	48.8	10.5

**PM
NI** 分隔聯管型
Bulkhead Union



\$P06 3D CAD 2D CAD 單位(Unit): m/m



Model 型式	Tube dia. 管外徑	M	A	B	ØP	C	E	H	G	Mass(g) 重量	Orifice 流量孔徑
PM4-NI	4	M10x1.0	7	24.6	8	11.2	2.4	10	4	9.7	3
PM6-NI	6	M12x1.0	8.1	28	10	13.4	5.4	14	4	10.2	4.8
PM8-NI	8	M16x1.0	9.3	37.6	13.6	17.5	9	19	4	20.9	6.8
PM10-NI	10	M20x1.0	10.6	41.5	16.7	19.6	12	24	5	40.4	8.5
PM12-NI	12	M22x1.0	10.9	46.6	19.6	22.3	15.9	27	5	56.2	10.5