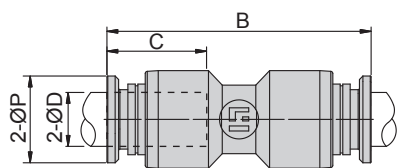


標準接頭 (黑) Tube Fitting (Black)

PU

聯管直型
Union Straight



\$P01

3D
CAD

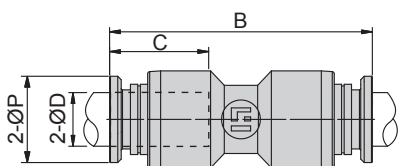
2D
CAD

單位(Unit): m/m

Model 型式	Tube dia. ØD 管外徑	C	B	ØP	Mass(g) 重量	Orifice 流量孔徑
PU4	4	13.2	27.8	8	2.6	3
PU6	6	13.8	30.4	10	4.2	4
PU8	8	19	39	13.6	8.2	6
PU10	10	20.4	42.8	16.7	13.6	8
PU12	12	22.6	47	19.6	18.8	1

PU
NI

聯管直型
Union Straight



\$P01

3D
CAD

2D
CAD

單位(Unit): m/m

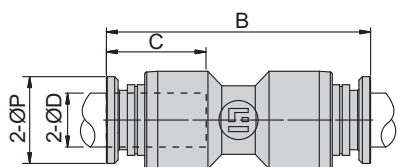
Model 型式	Tube dia. ØD 管外徑	C	B	ØP	Mass(g) 重量	Orifice 流量孔徑
PU4-NI	4	12.8	27	8	3.5	3
PU6-NI	6	13.8	29.6	10	5	4
PU8-NI	8	18.6	38.2	13.6	10.5	6
PU10-NI	10	20	42	16.7	17.4	8
PU12-NI	12	22.2	46.2	19.6	26.2	1
PU16-NI-ED	16	22	45.8	23	64.4	14.2

備註: "ED"指本體為金屬
Note: "ED" means metallic body

標準接頭 (白) Tube Fitting (Ivory)

PU

聯管直型
Union Straight



\$P04

3D
CAD

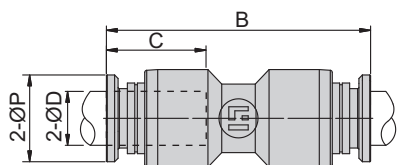
2D
CAD

單位(Unit): m/m

Model 型式	Tube dia. ØD 管外徑	C	B	ØP	Mass(g) 重量	Orifice 流量孔徑
PU4-W	4	13.2	27.8	8	2.6	3.3
PU6-W	6	13.8	30.4	10	4.2	4.7
PU8-W	8	19	39	13.6	8.2	6.7
PU10-W	10	20.4	42.8	16.7	13.6	8.5
PU12-W	12	22.6	47	19.6	18.8	10.5

PU
NI

聯管直型
Union Straight



\$P04

3D
CAD

2D
CAD

單位(Unit): m/m

Model 型式	Tube dia. ØD 管外徑	C	B	ØP	Mass(g) 重量	Orifice 流量孔徑
PU4-NI-W	4	12.8	27	8	3.5	3.3
PU6-NI-W	6	13.8	29.6	10	5	4.7
PU8-NI-W	8	18.6	38.2	13.6	10.5	6.7
PU10-NI-W	10	20	42	16.7	17.4	8.5
PU12-NI-W	12	22.2	46.2	19.6	26.2	10.5