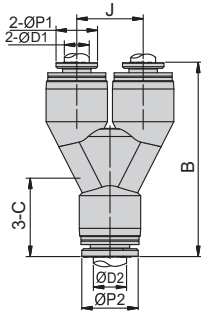


## 標準接頭 (黑) Tube Fitting (Black)

**PW**

異徑聯管Y型  
Different Diam.  
Union Y

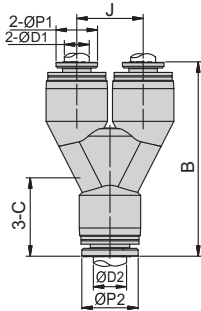


\$P03 3D CAD 2D CAD 單位(Unit): m/m

Model 型式	Tube dia. ØD1 管外徑	Tube dia. ØD2 管外徑	C	J	B	ØP1	ØP2	Orifice 流量孔徑
PW6-4	4	6	13.9	12.3	35.1	8	10	3
PW8-6	6	8	18	16	46.6	10	13.6	4.5
PW10-8	8	10	20.7	19.3	53.1	13.6	16.7	6
PW12-10	10	12	23.5	22.1	62.2	16.7	19.6	8.5

**PW**  
NI

異徑聯管Y型  
Different Diam.  
Union Y



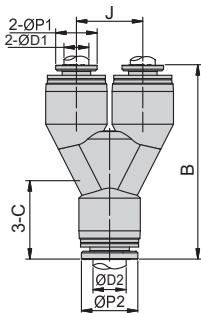
\$P03 3D CAD 2D CAD 單位(Unit): m/m

Model 型式	Tube dia. ØD1 管外徑	Tube dia. ØD2 管外徑	C	J	B	ØP1	ØP2	Orifice 流量孔徑
PW6-4-NI	4	6	13.4	12.3	34.3	8	10	3
PW8-6-NI	6	8	17	16	45.2	10	13.6	4.5
PW10-8-NI	8	10	19.7	19.3	51.2	13.6	16.7	6
PW12-10-NI	10	12	21.9	22.1	59.7	16.7	19.6	8.5

## 標準接頭 (白) Tube Fitting (Ivory)

**PW**

異徑聯管Y型  
Different Diam.  
Union Y

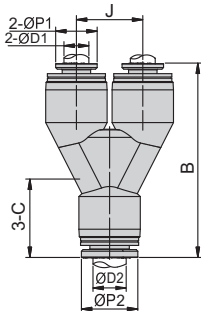


\$P06 3D CAD 2D CAD 單位(Unit): m/m

Model 型式	Tube dia. ØD1 管外徑	Tube dia. ØD2 管外徑	C	J	B	ØP1	ØP2	Orifice 流量孔徑
PW6-4-W	4	6	13.9	12.3	35.1	8	10	3
PW8-6-W	6	8	18	16	46.6	10	13.6	4.5
PW10-8-W	8	10	20.7	19.3	53.1	13.6	16.7	6
PW12-10-W	10	12	23.5	22.1	62.2	16.7	19.6	8.5

**PW**  
NI

異徑聯管Y型  
Different Diam.  
Union Y



\$P06 3D CAD 2D CAD 單位(Unit): m/m

Model 型式	Tube dia. ØD1 管外徑	Tube dia. ØD2 管外徑	C	J	B	ØP1	ØP2	Orifice 流量孔徑
PW6-4-NI-W	4	6	13.4	12.3	34.3	8	10	3
PW8-6-NI-W	6	8	17	16	45.2	10	13.6	4.5
PW10-8-NI-W	8	10	19.7	19.3	51.2	13.6	16.7	6
PW12-10-NI-W	10	12	21.9	22.1	59.7	16.7	19.6	8.5