

標準接頭 (黑) Tube Fitting (Black)

PX

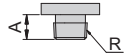
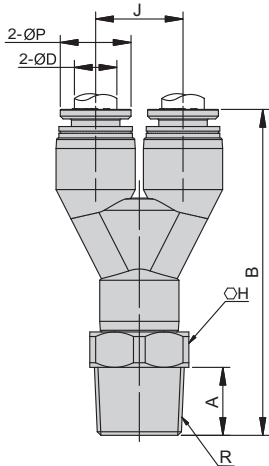
歧管Y型
Branch Y

\$ P03

3D CAD

2D CAD

單位(Unit): m/m



Metric thread type
公制牙型式

Model 型式	Tube dia. 管外徑	ØP	A	R	H	B	J	Orifice 流量孔徑
PX4-M5	4	8	3.5	M5X0.8	10	38.2	9.6	2
PX4-01			7	PT1/8	10	39.9		2
PX4-02			9.6	PT1/4	14	43		2
PX6-M5	6	10	3.5	M5X0.8	12	41.2	12.3	2
PX6-01			7	PT1/8	12	43.4		4.5
PX6-02			9.6	PT1/4	14	46		4.5
PX6-03			9.6	PT3/8	17	46		4.5
PX8-01	8	13.6	7	PT1/8	15	54.8	16	5
PX8-02			9.6	PT1/4	15	57.4		6.2
PX8-03			9.6	PT3/8	17	56.4		6.2
PX10-02	10	16.7	9.6	PT1/4	19	62.9	19.3	8
PX10-03			9.6	PT3/8	19	62.9		8
PX10-04			12	PT1/2	21	65.3		8
PX12-02	12	19.6	9.6	PT1/4	21	73	22.1	8
PX12-03			9.6	PT3/8	21	73		10
PX12-04			12	PT1/2	21	74.5		10

PX
NI

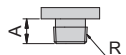
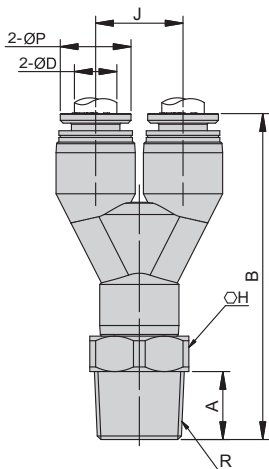
歧管Y型
Branch Y

\$ P03

3D CAD

2D CAD

單位(Unit): m/m



Metric thread type
公制牙型式

Model 型式	Tube dia. 管外徑	ØP	A	R	H	B	J	Orifice 流量孔徑
PX4-M5-NI	4	8	3.5	M5X0.8	10	37.9	9.6	2
PX4-01-NI			7	PT1/8	10	39.6		2
PX4-02-NI			9.6	PT1/4	14	42.7		2
PX6-M5-NI	6	10	3.5	M5X0.8	12	40.7	12.3	2
PX6-01-NI			7	PT1/8	12	42.9		4.5
PX6-02-NI			9.6	PT1/4	14	45.5		4.5
PX6-03-NI			9.6	PT3/8	17	45.5		4.5
PX8-01-NI	8	13.6	7	PT1/8	15	53.8	16	5
PX8-02-NI			9.6	PT1/4	15	56.4		6.2
PX8-03-NI			9.6	PT3/8	17	55.4		6.2
PX10-02-NI	10	16.7	9.6	PT1/4	19	61.9	19.3	8
PX10-03-NI			9.6	PT3/8	19	61.9		8
PX10-04-NI			12	PT1/2	21	64.3		8
PX12-02-NI	12	19.6	9.6	PT1/4	21	71.4	22.1	8
PX12-03-NI			9.6	PT3/8	21	71.4		10
PX12-04-NI			12	PT1/2	21	72.9		10

備註 Note NI: 金屬脫離環

NI: Release Ring (Metallic Body)

標準接頭 (白) Tube Fitting (Ivory)

PX

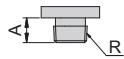
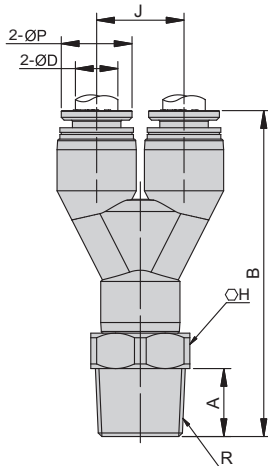
歧管Y型
Branch Y

\$ P.06

3D CAD

2D CAD

單位(Unit): m/m



Metric thread type
公制牙型式

Model 型式	Tube dia ØD 管外徑	ØP	A	R	H	B	J	Orifice 流量孔徑
PX4-M5-W	4	8	3.5	M5x0.8	10	38.2	9.6	2
PX4-01-W			7	PT1/8	10	39.9	9.6	2
PX4-02-W			9.6	PT1/4	14	43	9.6	2
PX6-M5-W	6	10	3.5	M5x0.8	12	41.2	12.3	2
PX6-01-W			7	PT1/8	12	43.4	12.3	4.5
PX6-02-W			9.6	PT1/4	14	46	12.3	4.5
PX6-03-W			9.6	PT3/8	17	46	12.3	4.5
PX8-01-W	8	13.6	7	PT1/8	15	54.8	16	5
PX8-02-W			9.6	PT1/4	15	57.4	16	6.2
PX8-03-W			9.6	PT3/8	17	56.4	16	6.2
PX10-02-W	10	16.7	9.6	PT1/4	19	62.9	19.3	8
PX10-03-W			9.6	PT3/8	19	62.9	19.3	8
PX10-04-W			12	PT1/2	21	65.3	19.3	8
PX12-02-W	12	19.6	9.6	PT1/4	21	73	22.1	8
PX12-03-W			9.6	PT3/8	21	73	22.1	10
PX12-04-W			12	PT1/2	21	74.5	22.1	10

PX
NI

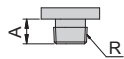
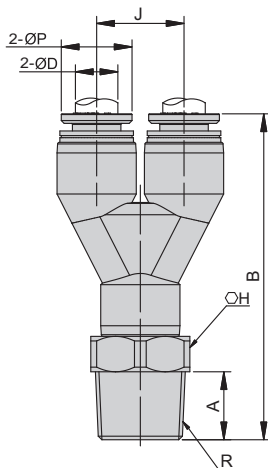
歧管Y型
Branch Y

\$ P.06

3D CAD

2D CAD

單位(Unit): m/m



Metric thread type
公制牙型式

Model 型式	Tube dia ØD 管外徑	ØP	A	R	H	B	J	Orifice 流量孔徑
PX4-M5-NI-W	4	8	3.5	M5x0.8	10	37.9	9.6	2
PX4-01-NI-W			7	PT1/8	10	39.6	9.6	2
PX4-02-NI-W			9.6	PT1/4	14	42.7	9.6	2
PX6-M5-NI-W	6	10	3.5	M5x0.8	12	40.7	12.3	2
PX6-01-NI-W			7	PT1/8	12	42.9	12.3	4.5
PX6-02-NI-W			9.6	PT1/4	14	45.5	12.3	4.5
PX6-03-NI-W			9.6	PT3/8	17	45.5	12.3	4.5
PX8-01-NI-W	8	13.6	7	PT1/8	15	53.8	16	5
PX8-02-NI-W			9.6	PT1/4	15	56.4	16	6.2
PX8-03-NI-W			9.6	PT3/8	17	55.4	16	6.2
PX10-02-NI-W	10	16.7	9.6	PT1/4	19	61.9	19.3	8
PX10-03-NI-W			9.6	PT3/8	19	61.9	19.3	8
PX10-04-NI-W			12	PT1/2	21	64.3	19.3	8
PX12-02-NI-W	12	19.6	9.6	PT1/4	21	71.4	22.1	8
PX12-03-NI-W			9.6	PT3/8	21	71.4	22.1	10
PX12-04-NI-W			12	PT1/2	21	72.9	22.1	10