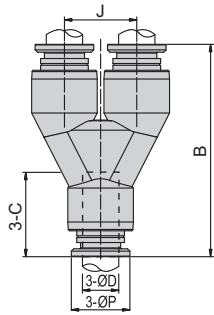


標準接頭 (黑) Tube Fitting (Black)

PY

聯管Y型
Union Y



\$P03

3D
CAD

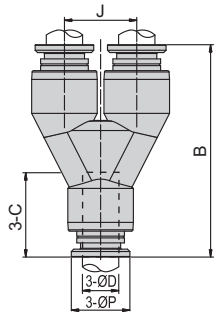
2D
CAD

單位(Unit): m/m

Model 型式	Tube dia. ØD 管外徑	C	J	B	ØP	Mass(g) 重量	Orifice 流量孔徑
PY4	4	18.2	9	31.5	8	8	
PY6	6	21.9	12	36.2	10	10	
PY8	8	27	15.5	46.8	13.6	13.6	
PY10	10	32.6	19	52.9	16.7	16.7	
PY12	12	38.4	21	61	19.6	19.6	

PY
NI

聯管Y型
Union Y



\$P03

3D
CAD

2D
CAD

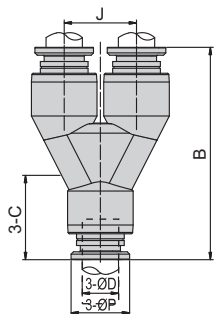
單位(Unit): m/m

Model 型式	Tube dia. ØD 管外徑	C	J	B	ØP	Mass(g) 重量	Orifice 流量孔徑
PY4-NI	4	17.8	9	30.7	8	8	
PY6-NI	6	21.5	12	35.4	10	10	
PY8-NI	8	26.6	15.5	46	13.6	13.6	
PY10-NI	10	32.2	19	52.1	16.7	16.7	2
PY12-NI	12	38	21	60.2	19.6	19.6	

標準接頭 (白) Tube Fitting (Ivory)

PY

聯管Y型
Union Y



\$P06

3D
CAD

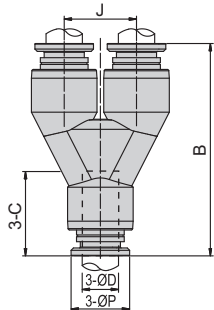
2D
CAD

單位(Unit): m/m

Model 型式	Tube dia. ØD 管外徑	C	J	B	ØP	Mass(g) 重量	Orifice 流量孔徑
PY4-W	4	18.2	9	31.5	8	8	4
PY6-W	6	21.9	12	36.2	10	10	7
PY8-W	8	27	15.5	46.8	13.6	13.6	13.8
PY10-W	10	32.6	19	52.9	16.7	16.7	22.4
PY12-W	12	38.4	21	61	19.6	19.6	31.6

PY
NI

聯管Y型
Union Y



\$P06

3D
CAD

2D
CAD

單位(Unit): m/m

Model 型式	Tube dia. ØD 管外徑	C	J	B	ØP	Mass(g) 重量	Orifice 流量孔徑
PY4-NI-W	4	17.8	9	30.7	8	8	4.9
PY6-NI-W	6	21.5	12	35.4	10	10	7.8
PY8-NI-W	8	26.6	15.5	46	13.6	13.6	16.1
PY10-NI-W	10	32.2	19	52.1	16.7	16.7	26.2
PY12-NI-W	12	38	21	60.2	19.6	19.6	39